

Oracle FLEXCUBE Direct Banking

**Dashboard Widgets – Personal Finance Management
User Manual
Release 12.0.3.0.0**

Part No. E52543-01

April 2014

ORACLE®

April 2014

Oracle Financial Services Software Limited

Oracle Park

Off Western Express Highway

Goregaon (East)

Mumbai, Maharashtra 400 063

India

Worldwide Inquiries:

Phone: +91 22 6718 3000

Fax:+91 22 6718 3001

www.oracle.com/financialservices/

Copyright © 2008, 2014, Oracle and/or its affiliates. All rights reserved.

Oracle and Java are registered trademarks of Oracle and/or its affiliates. Other names may be trademarks of their respective owners.

U.S. GOVERNMENT END USERS: Oracle programs, including any operating system, integrated software, any programs installed on the hardware, and/or documentation, delivered to U.S. Government end users are “commercial computer software” pursuant to the applicable Federal Acquisition Regulation and agency-specific supplemental regulations. As such, use, duplication, disclosure, modification, and adaptation of the programs, including any operating system, integrated software, any programs installed on the hardware, and/or documentation, shall be subject to license terms and license restrictions applicable to the programs. No other rights are granted to the U.S. Government.

This software or hardware is developed for general use in a variety of information management applications. It is not developed or intended for use in any inherently dangerous applications, including applications that may create a risk of personal injury. If you use this software or hardware in dangerous applications, then you shall be responsible to take all appropriate failsafe, backup, redundancy, and other measures to ensure its safe use. Oracle Corporation and its affiliates disclaim any liability for any damages caused by use of this software or hardware in dangerous applications.

This software and related documentation are provided under a license agreement containing restrictions on use and disclosure and are protected by intellectual property laws. Except as expressly permitted in your license agreement or allowed by law, you may not use, copy, reproduce, translate, broadcast, modify, license, transmit, distribute, exhibit, perform, publish or display any part, in any form, or by any means. Reverse engineering, disassembly, or decompilation of this software, unless required by law for interoperability, is prohibited.

The information contained herein is subject to change without notice and is not warranted to be error-free. If you find any errors, please report them to us in writing.

This software or hardware and documentation may provide access to or information on content, products and services from third parties. Oracle Corporation and its affiliates are not responsible for and expressly disclaim all warranties of any kind with respect to third-party content, products, and services. Oracle Corporation and its affiliates will not be responsible for any loss, costs, or damages incurred due to your access to or use of third-party content, products, or services.

Table of Contents

1.	Preface.....	4
2.	Transaction Host Integration Matrix.....	5
3.	Introduction - Dashboard Widgets	6
4.	Finance Overview	8
5.	Budgeting.....	9
6.	Spending Analysis	12
7.	Goals.....	13

1. Preface

1.1 Intended Audience

This document is intended for the following audience:

- Customers
- Partners

1.2 Documentation Accessibility

For information about Oracle's commitment to accessibility, visit the Oracle Accessibility Program website at <http://www.oracle.com/pls/topic/lookup?ctx=acc&id=docacc>.

1.3 Access to OFSS Support

<https://support.us.oracle.com>

1.4 Structure

This manual is organized into the following categories:

Preface gives information on the intended audience. It also describes the overall structure of the User Manual

Transaction Host Integration Matrix provides information on host integration requirements for the transactions covered in the User Manual.

Introduction provides brief information on the overall functionality covered in the User Manual

Chapters post Introduction are dedicated to individual transactions and its details, covered in the User Manual

1.5 Related Information Sources

For more information on Oracle FLEXCUBE Direct Banking Release 12.0.3.0.0, refer to the following documents:

- Oracle FLEXCUBE Direct Banking Licensing Guide
- Oracle FLEXCUBE Direct Banking Installation Manuals

2. Transaction Host Integration Matrix

Legends

NH	No Host Interface Required.
★	Host Interface to be developed separately.
✓	Pre integrated Host interface available.
×	Pre integrated Host interface not available.

Transaction Name	FLEXCUBE UBS	Third Party Host System
Goal Setting	✓	★
Budget	✓	★
Spending Analysis	✓	★
Finance Overview	✓	★

3. Introduction - Dashboard Widgets

The widgets are smaller windows which show data in an optimized form. In a contemporary *UI* version of *FLEXCUBE Direct Banking Application*, the dashboard will have small widgets. These widgets will show minimal data related to main transactions. These widgets will also enable you to initiate transactions with minimal details.

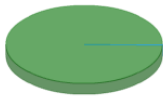
Below **Personal Finance Management Dashboard** screen shows all the widgets displayed in it, followed by the explanation of each widget.

ORACLE FLEXCUBE DIRECT BANKING Session Summary | Change Password | Sitemap | Logout


Welcome, Mithlesh Corp Blue

Total Position

- 5,297,316.19 USD
- 8,938.94 USD



Note:-Balances are consolidated in local currency.
Last Updated On 02:28 AM



Logged In Users

- Mr. abhi shu (ABHICORP30)
- Mr. C USER (CUSER12)
- Mr. CUSER4 CASH MGMT (CUSER4)
- Mr. JILL LEE (JILL12)
- Mr. John Smith

Last Updated On 02:28 AM

Account Balance

0000005910-333-333000028

Current Balance
5,000.00 INR

Available Balance
5,000.00 INR

Uncleared Funds
0.00 INR

Amount on Hold
0.00 INR

Overdraft Limit
0.00 INR

Minimum Balance
100.00 INR

Last Updated On 02:28 AM

My Accounts

Current and Savings

Account Description	Current Balance
333000028-ACC LTD	
33300002809-333	2,108.95 GBP
0000005910-333	5,000.00 INR
33300002804-333	2,573,205.67 INR
33300002812-333	46,699.61 INR
33300002813-333	-3,118,743.99 INR
33300002814-333	1,128.09 INR
33300002807-333	549,808 JPY
33300002811-333	1,231.02 USD
33300002815-333	52,697.86 USD
३३३००००२८०७-३३३	४ ९९० ६९३ ९१ ११८९

Mini Statement

0000005910-333-333000028

Date	Description	Amount
03-12-2007	--	5,000.00 INR C

Note:- C:Credit,D:Debit
Last Updated On 02:28 AM

Mails

Inbox 1

Compose

Last Updated on 02:28 AM

Funds Transfer

From*
Select

To*
Select

Amount*

Narrative

Initiate

Make an **Internal Transfer**.

My Approval List

No records found
Last Updated on 02:28 AM

RSS Feeds

Weather Current Weather Conditions Across The 48 Contiguous
45 minutes ago
Heat reaches zenith today. For more details...

[Current Weather Conditions Across The 48 Contiguous United St](#)
[Your National Forecast Summary](#)
[Video: Your 3-Day National Weather Forecast](#)

Pay Bill

Select a Biller
Select Account
Bill Number
Bill Date
Payment Amount

Initiate

Click [here](#) to Add New Biller

My Transactions

- Setup Account .. 10-08-2010
- Setup Account .. 10-08-2010

Last Updated On 02:28 AM

Financial Calendar

today August 2010

Sun	Mon	Tue	Wed	Thu	Fri	Sat
1	2	3	4	5	6	7
8	9	10	11	12	13	14
15	16	17	18	19	20	21
22	23	24	25	26	27	28
29	30	31	1	2	3	4
5	6	7	8	9	10	11

Inward Remittance Inquiry

0000005910-333-333000028

No records found, to search again please amend your inputs
Last Updated On 02:28 AM

Recent Transactions

- Create Group L.. 10-08-2010
- Setup Account .. 10-08-2010
- Setup Account .. 10-08-2010
- Preferences.. 10-08-2010
- Pay Bill.. 10-08-2010 (89.00 GBP)

Last Updated on 02:28 AM

Loan Rate Inquiry

- Preshipment Finance -BC
- Financial Lease (L002)

Session Summary

- 10-08-2010 02:28:00
- 10-08-2010 01:51:27
- 10-08-2010 01:47:56
- 09-08-2010 23:30:01
- 09-08-2010 23:11:29

Currency Converter

1 Indian Rupee (INR)
to U.S. Dollar (USD)

Convert

Terms of Use

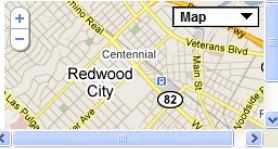
Gadgets powered by Google

**Information displayed above is external to the bank's site.

Blackout - Next 7 Days

Last Updated on 02:28 AM

Branch Locator



4. Financial Overview

The *Financial Summary* widget will display the separate bar graphs for *Assets and Liabilities* section with details of *Assets and Liabilities* available for various assets and liabilities under the respective sections. These will be classified by *Account Type*. The total of *Assets and Liabilities* will also get displayed. All the accounts will be sorted by *Customer Id* in a particular *Account Type*. The system will display the *Finance Summary* as follows:

Financial Overview

Financial Overview	
I Have 10071251.24	I Owe 0.00

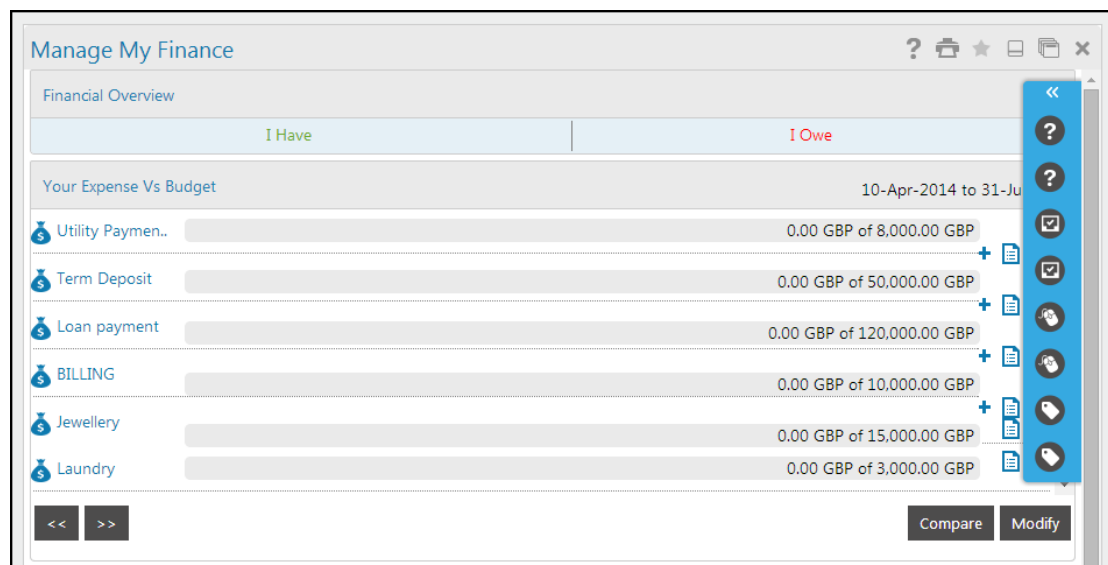
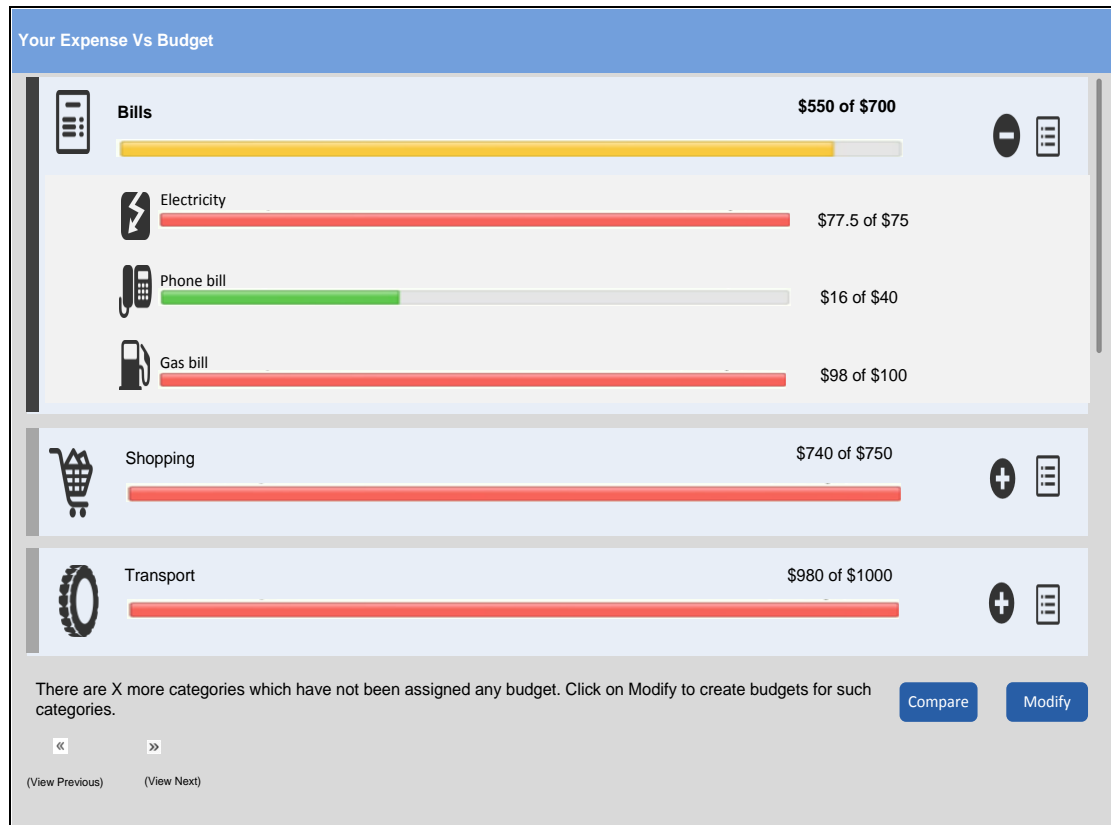
I have column will display the details of all the *Assets with Amount and Percentage* with respect to the *Total Asset Amount and Sum Total* of all the *Assets* of the user.

I Owe column will display the details of all the *Liabilities with Amount and Percentage* with respect to the *Total Liability Amount and Sum Total* of all the *Liabilities* of the user.

5. Budgeting

This widget displays the *Budgets Vs Expenditure* in a minimalistic form. It allows you to view the graphical representation of the *Expenses VS Budgets* set for the categories for which the budgets are maintained.

Your Expense Vs Budget



The graph displays the *Budget Vs Expenditure* for the categories set of top n categories having maximum expenditure.

Field Description

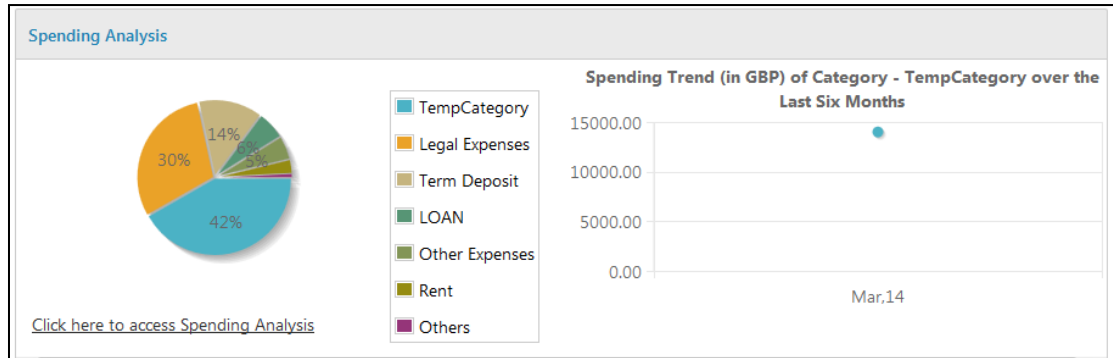
Field Name	Description
Modify	[Action Button] Click Modify to make the changes in the values entered for the desired <i>Categories</i> and <i>Sub-categories</i> .
Compare	[Action Button] Click Compare to compare your existing budget with peers.
View Budget History	[Action Button] Click View Budget History to check the history of the existing budget.
Expand	[Icon] Click the Expand icon to open the Sub-categories.
Collapse	[Icon] Click the Collapse icon to close the Sub-categories.
<< (View Previous)	[Action Button] Click << (View Previous) to view the <i>Expenses Vs Budget</i> for the <i>previous period</i> .
>> (View Next)	[Action Button] Click >> (View Next) to view the <i>Expenses Vs Budget</i> for the next period.
Category	[Display] This column displays the list of various categories and sub-categories available.
Amount	[Display] This column displays the amount for <i>Expenditure Vs Budget</i> for its corresponding category and sub-category.
Expenditure Graph	[Display] The <i>Expenditure Line Graph</i> is displayed as per the following configurations: Green – Expenditure upto 50% of Budget Yellow – Expenditure between 50% - 75% of Budget Red – Expenditure more than 75% of Budget

Field Name	Description
Disclaimer	<p data-bbox="581 268 683 296">[Display]</p> <p data-bbox="581 310 1414 401">If there are any categories that have not been assigned in any budget, then the error is display as “<i>There are <X> more categories for which budget is not maintained but expenditure is done</i>”.</p> <p data-bbox="581 415 1143 443">Click Modify to set budgets for such categories.</p> <ol data-bbox="240 478 1360 583" style="list-style-type: none"><li data-bbox="240 478 1360 537">1. Click Modify to make the changes to the values entered for the desired <i>Categories and Sub-categories</i>.<li data-bbox="240 552 915 583">2. Click Compare to make a comparison with peers.

6. Spending Analysis

This widget at the dashboard will display the spending analysis of the user in the form of a pie Chart. The details displayed in the pie chart will be based on the transactions of all *CASA Accounts* of all the customers mapped to the user.

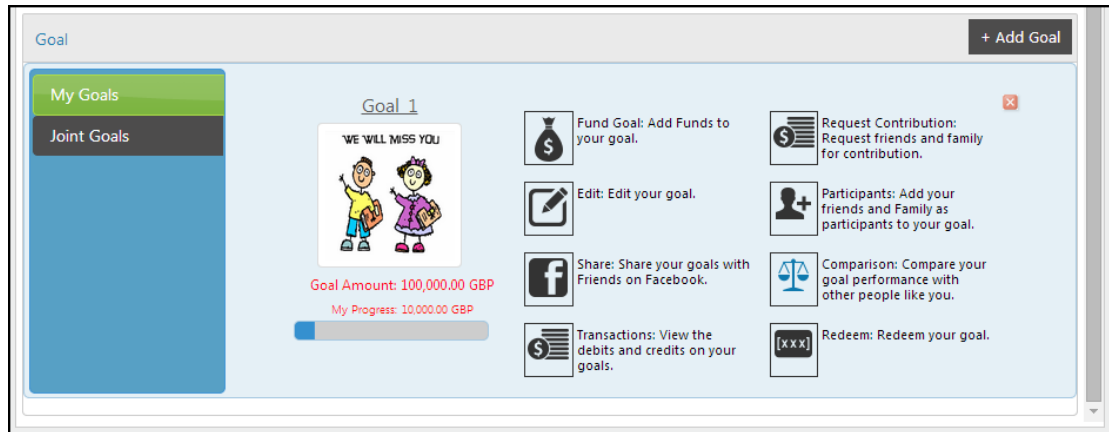
Spending Analysis



7. Goals

This widget will display the goals and their details. If no goals are set then a message with features of the goals and an option to set goals will be available to the user. If the user already has goals and clicks on option then various options available for the goals will be displayed.

Goal



You can add, modify, and share a goal.